



Erasmus+ higher education doctoral mobility

Joint IGLO Higher Education & MSCA WG Meeting
on PhD mobility, Brussels, 19 February 2024

*Johannes GEHRINGER
Higher Education Unit, DG EAC
European Commission*

Overview – Erasmus+ doctoral mobility



Description of the activities

Policy background

Outcomes and mobility flows

Description of the activities

Erasmus+ higher education mobility activities:

- **Student mobility**

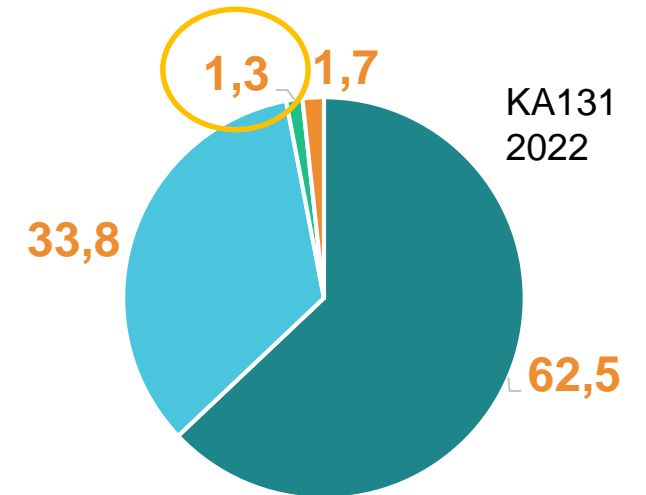
- Studies
- Traineeships (incl. blended ones)

- ✓ Long-term mobility: 2-12 months, total 12 months/study cycle
- ✓ Short-term mobility: 5-30 days, virtual component is optional

- **Staff mobility**

- Teaching
- Training

- ✓ Short-term mobility: 2/5-60 days, virtual component is optional



**Blended
intensive
programmes**

Description of the activities - content

Doctoral mobility - what for?

- Mainly for education and training, including the doctoral thesis
- Studying: learning for skills development; thesis research and cooperation/co-tutelle
- Traineeships: receiving training for transversal skills, including research skills; gaining work/non-academic experience (in industry, etc.); thesis research

How?

- Learning agreement for studies: includes section for short-term doctoral mobility

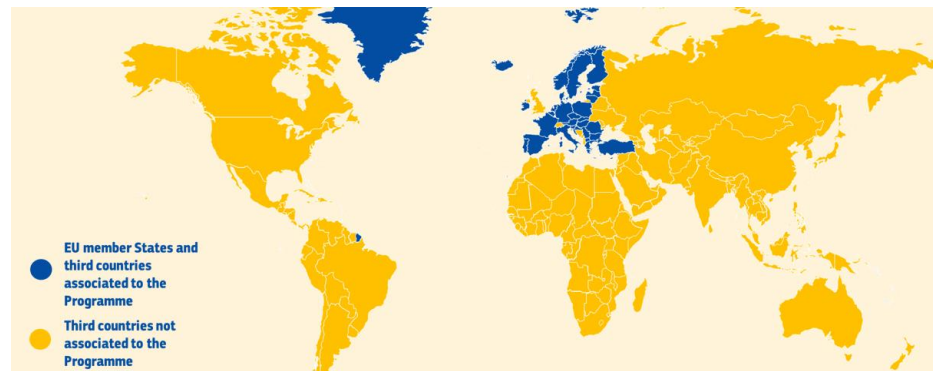
Description of the activities - flows

Grant beneficiaries:

- HEIs in 33 Erasmus+ programme countries (EUR33)
- Individual HEIs or consortia of HEIs

Mobility flows (simplified):

- From EUR33 to all countries and all organisations in the world
- From all countries and HEIs in the world (except UK, CH) to EUR33



Description of the activities – funds/grants

Funding for beneficiaries 2024

- Mobility with EU internal policy funds 1240 M€ (KA131 – ‘classic Erasmus’)
- Mobility with EU external policy funds ~200 M€ (KA171 – ‘ICM’)

Grants for mobility participants 2024

- Student mobility
 - Long-term mobility: about 300-700€/month
 - Short-term mobility: 79 €/day
 - Long-term traineeship: +150€/month
 - Fewer opportunity students: +250 €/month
 - **New in 2024:** generalised travel support -> short-term mobility grant +60% €
- Staff mobility
 - ~70-190 €/day + travel support

Synergies and complementarities for doctoral mobility

Erasmus+ mobility and MSCA / Horizon Europe

- Participation in MSCA **research teams** or research projects through Erasmus+ traineeships
- Participation of MSCA fellows/researchers as fellow learners or teachers in Erasmus+ **blended intensive programmes** for doctoral candidates (“PhD summer school”)

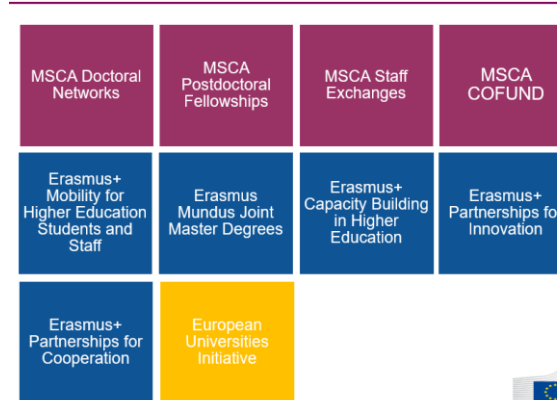
KA2 Cooperation Partnerships in Higher Education

- Developing study and training **programmes** for doctoral candidates

KA2 European Universities

- Long-term strategies and funding for education, research, innovation and services to society

Synergies MSCA / Erasmus+



Policy background (I)

- Renewed EU agenda for higher education (2017)

Ensuring higher education institutions contribute to innovation

*All forms of higher learning should aim to equip students with the ability to understand new concepts, think critically and creatively and act entrepreneurially to develop and apply new ideas. High **quality post-graduate studies and doctoral training** are critical. It produces **researchers**, developers and 'innovation managers' who drive scientific discovery and the promotion and adoption of new ideas. In comparison to the US and Japan, too few **PhD holders** in the EU go on to work outside academia. HEIs need to promote this through greater focus in doctoral programmes on the application of knowledge and interaction with future employers.*

Policy background (II)

- European strategy for universities (2022)

Foster diversity, inclusiveness and gender equality

*There are persistent gender gaps in higher education. While at Bachelor's and Master's levels, women outnumber men as students and graduates, and while there is almost gender balance at **Doctoral level**, there are large gender differences across fields of study – in the STEM fields, women still represent slightly less than a third of students at bachelor and master level, and 37% of **doctoral candidates**.*

Policy background (III)

- Proposal for a Council Recommendation: ‘Europe on the Move’ – learning mobility opportunities for everyone (2023)
- **Recital:** *Balanced mobility for researchers, in particular early career researchers, should be further supported to increase their personal and professional development to the benefit of the competitiveness of the research and innovation system in Europe.*
- **Recommendation:** *Make learning mobility more inclusive and accessible by (g) ensuring, in accordance with EU and national legislation, appropriate protection of mobile participants, including apprentices, trainees, young researchers and youth workers, in particular minors, in terms of insurance, labour standards, health and safety requirements, tax, social security including access to healthcare, and where relevant the possibility to accumulate pension entitlements.*

Outcomes and mobility flows


Erasmus+ programme 2014-2020 - higher education mobility at ISCED-8 - third cycle / doctoral or equivalent level (EQF level 8)

<i>Geographical scope</i>	<i>Number of doctoral student mobilities</i>	<i>Share of all student mobilities</i>	<i>Grant received (€)</i>
KA103 - Higher education student and staff mobility between Programme Countries	30.701	1,4%	54.122.521
KA107 - Higher education student and staff mobility between Programme and Partner Countries	10.421	11,6%	44.125.462
KA1 HE mobility total	41.122	1,8%	98.247.983

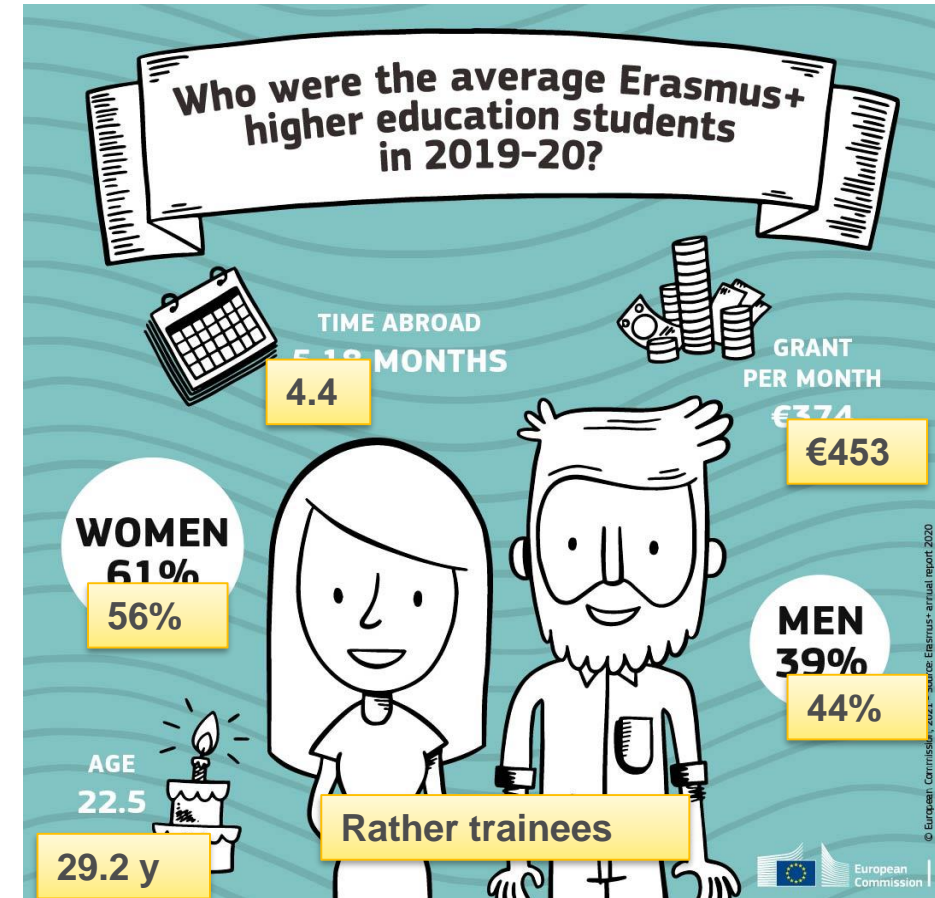
2/3 traineeship mobility
1/3 study mobility

Outcomes and mobility flows

All 321 000 students



4 000 doctoral students



Outcomes and mobility flows

Doctoral student mobility
Call 2021-2023

14 000 mobilities
so far

Share of student
mobility
2.1%

Mobility types
67% Traineeships
33% Studies

Gender
57% F
43% M

Duration
One third short-term
Two thirds long-term

Outcomes and mobility flows

Top receiving countries of doctoral students (call 2021-2023)

Mobility Participant Profile	Mobility Receiving Country	Share
Students	ES - Spain	15%
Students	IT - Italy	11%
Students	DE - Germany	9%
Students	FR - France	8%
Students	PT - Portugal	5%
Students	PL - Poland	5%
Students	NL - Netherlands	5%
Students	BE - Belgium	4%
Students	CZ - Czechia	3%
Students	SE - Sweden	3%

Mobility Participant Profile	Mobility Receiving Country	Share
Doctoral students	DE - Germany	13%
Doctoral students	ES - Spain	11%
Doctoral students	IT - Italy	11%
Doctoral students	FR - France	8%
Doctoral students	CZ - Czechia	5%
Doctoral students	PL - Poland	4%
Doctoral students	PT - Portugal	4%
Doctoral students	AT - Austria	4%
Doctoral students	BE - Belgium	4%
Doctoral students	NL - Netherlands	3%

Outcomes and mobility flows


Higher Education – Mobility for students and staff in 2022

			Receiving Country														
		Grand Total	AT	BE	BG	CY	CZ	DE	DK	EE	EL	ES	FI	FR	HR	HU	IE
		420 948	10 967	15 156	3 194	2 120	14 084	37 134	7 026	2 338	8 150	61 321	10 147	32 440	4 696	8 702	9 485
Austria	AT	8 093	2	311	11	21	194	1 514	230	53	135	911	368	543	73	95	265
Belgium	BE	13 116	377	1	43	63	237	755	360	89	163	1 925	535	1 838	59	157	287
Bulgaria	BG	4 676	100	48	2	91	167	259	9	16	442	367	6	150	53	43	14
Cyprus	CY	951	11	29	19		26	37	10	1	440	82	12	34	3	8	6
Czech Republic	CZ	10 365	460	370	48	119	2	917	141	130	243	1 161	349	596	142	160	261
Germany	DE	38 873	1 944	1 011	151	125	707	92	770	285	718	6 505	1 898	4 150	297	703	1 148
Denmark	DK	4 818	140	236	26	21	147	464		23	58	553	93	433	18	39	74
Estonia	EE	2 247	82	93	8	18	92	262	47		26	196	209	82	16	38	31
Greece	EL	7 722	173	311	67	361	302	862	112	29		1 181	105	770	63	92	58
Spain	ES	51 650	905	2 129	255	96	1 718	4 018	681	146	657	6	1 225	4 719	463	638	1 550
Finland	FI	6 335	467	360	11	10	198	943	157	75	70	632	2	495	29	97	108
France	FR	52 633	838	3 586	253	154	1 617	5 313	921	241	1 081	10 067	1 540	9	451	923	2 599
Croatia	HR	3 996	178	93	21	27	141	242	17	9	67	597	37	156	1	114	31
Hungary	HU	7 504	261	181	20	41	223	816	73	61	96	793	209	431	134		141
Ireland	IE	4 705	149	219	5	16	82	634	93	9	27	806	112	955	16	69	22
Iceland	IS	288	8	4		4	6	16	22	3	11	10	28	7			2
Italy	IT	40 931	923	1 908	181	66	697	3 993	595	162	532	13 112	631	5 257	240	436	710





European
Commission

Your life-changing experience starts here

<https://erasmus-plus.ec.europa.eu/> 

@EUErasmusPlusProgramme 

European_Youth_EU 

EUErasmusPlus 

Erasmus+

Enriching lives, opening minds.

Inclusion and diversity

Digital Erasmus+

Green Erasmus+

2021-2027

Erasmus+